

Welcome to eSRF

Instructions on how to create a new user account for eSRF Portal

Step 1:

For **NEW** users before you try to log in, please email SRFMADEP@mass.gov with your name, company name, Head Quarters' address, your phone number and your email address with "**Requesting Access to eSRF for PEFs**" and/or "**Requesting Access to eSRF for Loans and Grants**" applications in the subject line. The SRF Data Support Team will email you back a confirmation email once your eSRF application access set up has been completed for your email address.

Step 1: Must be completed first before going on to Step 2.

State Revolving Fund (SRF) Program

MassDEP

Tasks

[Login to eSRF](#)

[Login to eSRF as DEP User](#)

Notice: Clear your browser's cache for the eSRF Portal

If you are a past eSRF user, please clear your browser's cache before logging into the portal. [Please use this link for full instructions.](#)

The Project Evaluation Forms (PEFs) for the 2025 IUP - Solicitation is now open.

The 2024 Project Financial Assistance Applications (PFAs) for Loans and Grants are now available. Planning applications are accepted on a rolling basis and do not require a PEF (except for Asset Management Planning projects).

Welcome to eSRF

For **NEW** users and **past eSRF** users before trying to log in, please email SRFMADEP@mass.gov with your name, company name, Headquarters' address, your phone number and your email address with "Requesting Access to eSRF for PEFs" application in the subject line and/or "Requesting Access to eSRF for PFAs" application. The SRF Data Support Team will email you back a confirmation email once your eSRF application access set up has been completed for your email address.

[Welcome to eSRF - Login Instructions.pdf](#)

[Welcome to eSRF - PEF Instructions.pdf](#)


[Welcome to eSRF - PFA Instructions for Loans and Grants.pdf](#)

Recommended browsers for eSRF are: Chrome 75 and up, Microsoft Edge 102 or Firefox 67 and up.

Thanks,
SRF Data Support Team

v.1.5.0 100 Cambridge St. Suite 900, Boston MA Email: SRFMADEP@mass.gov

Authentication Page
How to create a Login account

 **Energy & Environmental Affairs**
Department of Environmental Protection

Login

Username*

Password*

[Create an account >](#) [Activate user >](#)

[Forgot password >](#) [Update User Profile >](#)

Step 3:
Click on Create an account

Authentication Page

How to create a Login account

Step 4:
Fill in the information to complete the account setup.

Step 5:
Click on Sign up button. You will receive an automated emailed verification number from EEA-DL-IT-Cloud-Operators@massmail.state.ma.us to start the authentication process to log into eSRF.

Step 6:
Click on Back to Login

Energy & Environmental Affairs
Department of Environmental Protection

Sign up

Username*

Password*

Confirm Password*

Email*

First Name

Last Name

Phone Number


< BACK TO LOGIN

SIGN UP

Please be advised the email address needs to be the same one given in Step 1.

Authentication Page

How to activate account

 **Energy & Environmental Affairs**
Department of Environmental Protection

Login

Username*

Password*


[Create an account >](#) [Activate user >](#)
[Forgot password >](#) [Update User Profile >](#)

Step 7:
Enter your Username
and Password

Step 8:
Click on Activate User

Authentication Page

How to activate account

 **Energy & Environmental Affairs**
Department of Environmental Protection

Activate User

Please check your email inbox for an activation code. Please enter this code in the activation form with your username to activate your account. If you don't receive the email, please check your spam or junk folder. If your code does not work, please contact us.

Username*

Activation Code*

[< BACK TO LOGIN](#)

[Resend Activation Code >](#)

ACTIVATE

Step 9:
Enter your Username
and Activation code

Step 10:
Click on Activate User

Authentication Page

How to login into eSRF Portal



Energy & Environmental Affairs
Department of Environmental Protection

Login

Username*

Password*

CANCEL

LOGIN

[Create an account >](#)

[Forgot password >](#)

[Activate user >](#)

[Update User Profile >](#)

Enter username and password.

Click on Login to get into eSRF Portal

Thank you

SRF Data Support Team

srfmadep@mass.gov